

Project name:	
Location:	Approval:
Engineer:	Date:
Submitted to:	Construction:
Submitted by:	Unit #:
Reference:	Drawing #:

DESCRIPTION

The DZK increases the flexibility of Daikin VRV and Sky Air systems by adding a zoning damper box for independent zone temperature control from a single indoor unit.

Model	DZK048E4-5
Description	Daikin Zoning Kit
Damper Control	Flow Control System by Airzone
Damper Size	8"
Number of Dampers	4
Insulation Value	R4
Operating range	32 to 122 °F (0 to 50 °C) 5% to 90% RH (non-condensing)
Weight (Mass)	20.24 lb (9.2 kg)
Power supply	110/230 VAC, 1 Ø, 50/60 Hz, 250 mA
Size (WxHxD)	53.46 x 10.43 x 10.43 inch (1358 x 265 x 265 mm)
Compatible Indoor Units	FBQ 36-42-48 PVJU FXMQ 30-36-48-54 PBVJU

FEATURES

- Each zone is capable of:
 - Independent set point control.
 - Set point range limitation.
 - Local ventilation mode.
 - Adjustable min/max zone opening position.
- Option to link multiple outlets for larger zones.
- Option to cap and close unused outlets.
- Auto changeover logic including adjustable zone weighting.
- Automatic control of fan speed based on each damper's demand.
- Direct control integration to the Daikin indoor unit through the P1-P2 protocol.
- Pre-assembled plenum box and simple bolt on design saves installation time.
- Centralized zone control and monitoring when using DZK-BACNET-HUB-5.

AVAILABLE DZK-5 THERMOSTATS

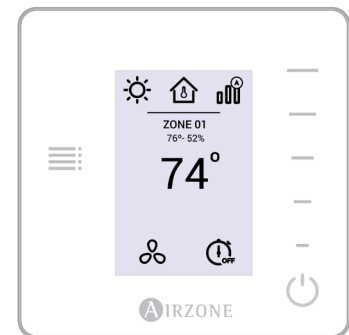
- DZK-MTS-5-W – Wired Thermostat (minimum one Wired Thermostat required)
- DZK-ZTS-5-W – Wireless Thermostat
- DZK-LTS-5-W – Wireless Lite Thermostat
- DZK-BACNET-HUB-5 – BACNET Interface



DZK048E4-5



DZK-MTS-5-W



DZK-ZTS-5-W

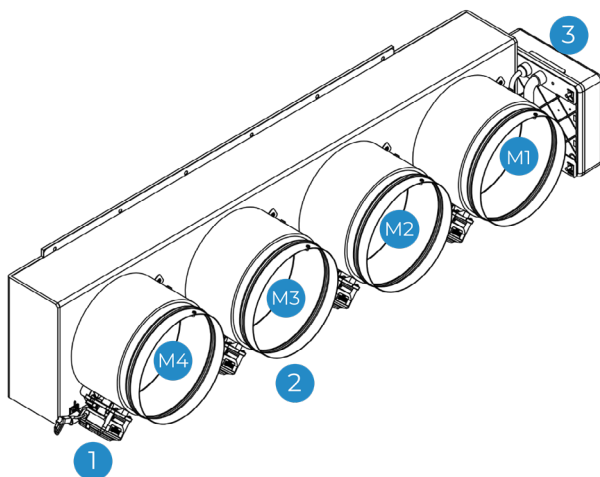
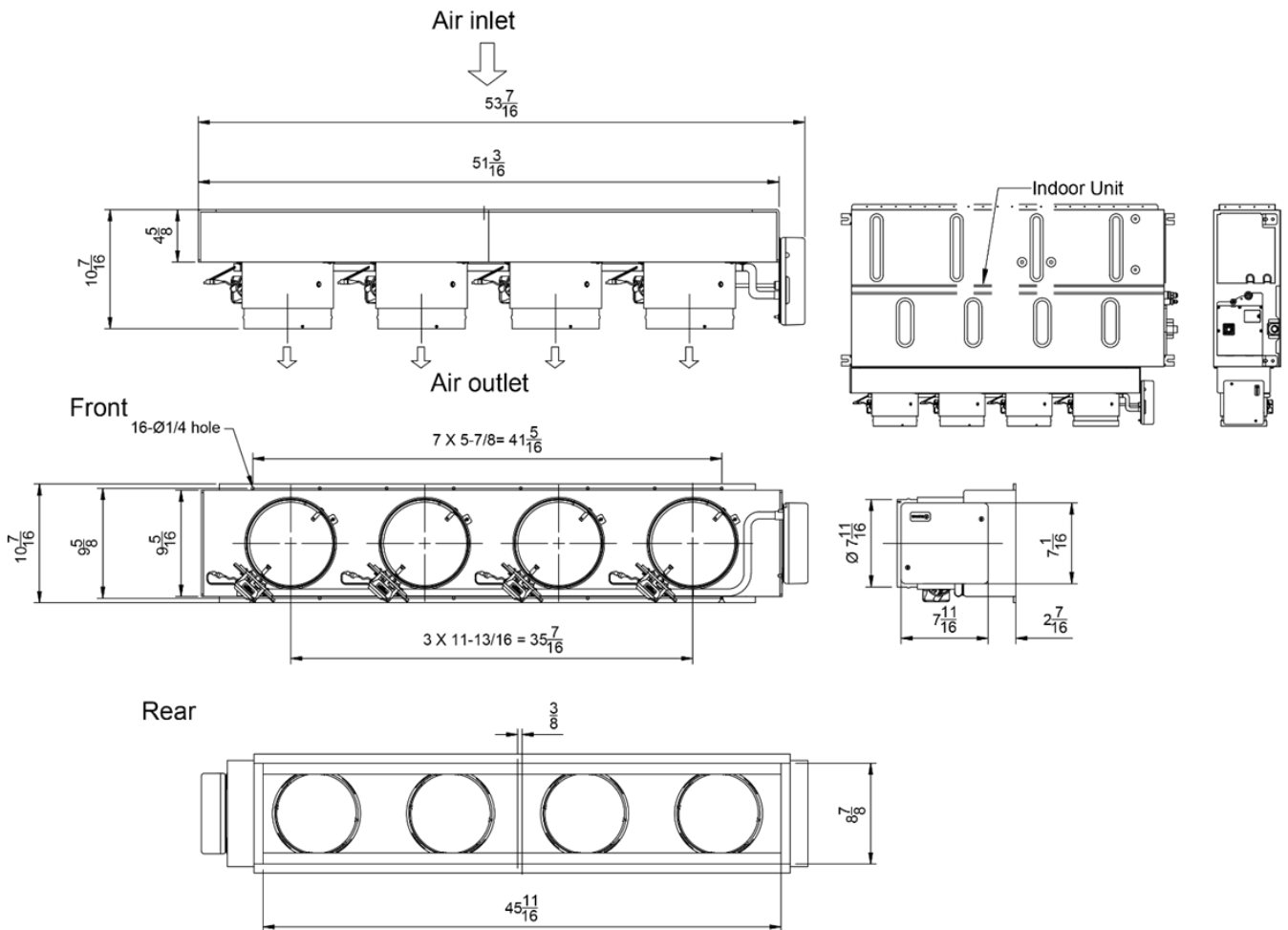


DZK-LTS-5-W

Project name:	
Location:	Approval:
Engineer:	Date:
Submitted to:	Construction:
Submitted by:	Unit #:
Reference:	Drawing #:

DIMENSIONAL DRAWING (UNITS INCH)

DZK048E4-5



Model	
1	Actuator
2	Damper
3	Main control board
MX	Damper number (X)

Note: Dampers are numbered starting with number 1 next to the Zoning box control board.